



How to Enroll in Loan eNotices and View Them in Online Banking

Follow these simple steps to switch your loan notices from paper to eNotices, and to view your notices inside Online Banking anytime.

Enroll in Loan eNotices

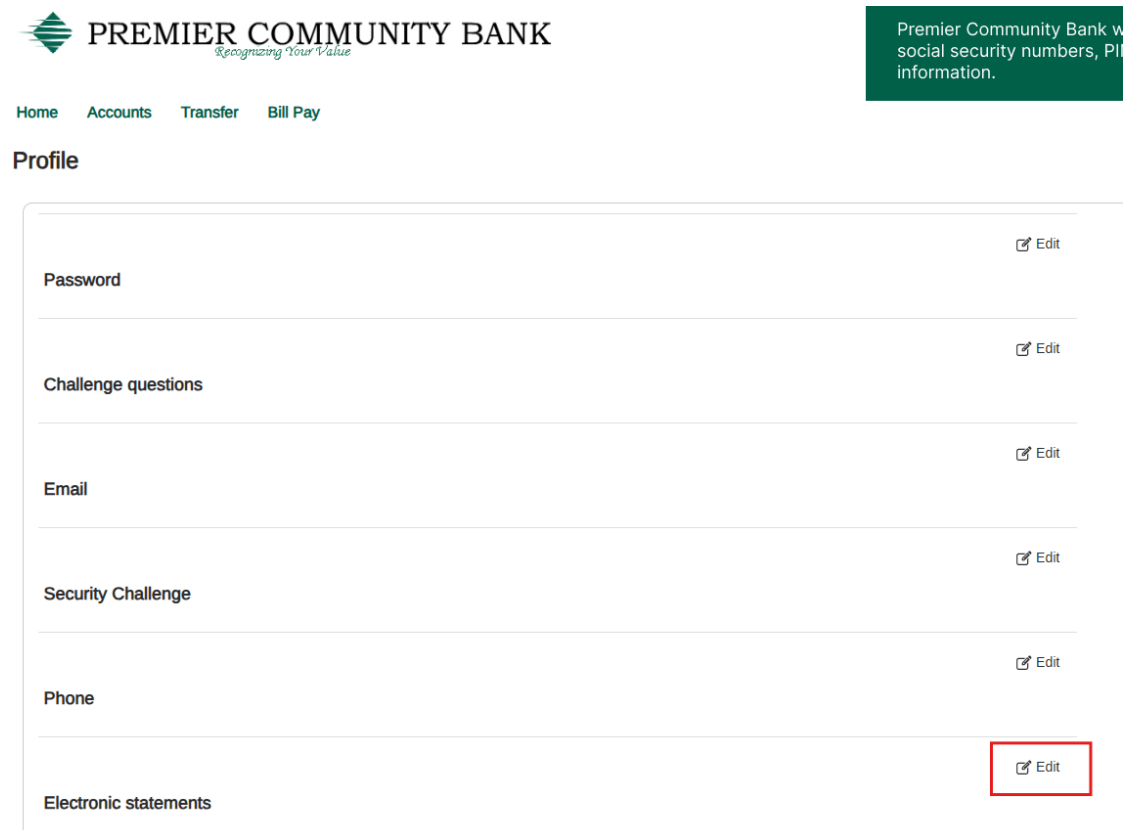
Step 1: Log into Online Banking

After logging in, click on **Profile** in the upper right corner of your screen.




Step 2: Go to Electronic Statements

Under **Electronic Statements**, click **Edit**.



Step 3: Change Your Delivery Method

Switch your Delivery Method from **Paper** to **eNotices** for the loans you want to receive eNotices, then save your changes.

**PREMIER COMMUNITY BANK**
Recognizing Your Value

Premier Community Bank
social security numbers
information.

Electronic statements enrollment

To complete statement enrollment, you must click on the green electronic statements terms and conditions link below.

Accounts

As the account holder, you will receive statement notifications at the email address below.
Email jbreitrick@premiercommunity.com

Account	Delivery method
PR CKNG PLUS PERS XXX0117	eStatements
SAVINGS-consumer XXXX5132	eStatements
TEST ACCOUNT XXXXX3579	eStatements
COMMERCIAL FIXED XX3456	<input type="radio"/> Paper <input type="radio"/> eStatements <input checked="" type="radio"/> eNotices

Terms and conditions


You must read the [electronic statements terms and conditions](#) before you can accept and continue your enrollment.

☒ I have read and accept the electronic statements terms and conditions.

View Your Loan eNotices

Step 1: Select Your Loan Account

From your Online Banking Home screen, click on the **loan account** you would like to view notices for.

**PREMIER COMMUNITY BANK**
Recognizing Your Value

Welcome GEORGE WASHINGTON
Last log in: Jul 14, 2025

Contact Us Locations Profile Log out

Premier Community Bank will never ask customers for their full social security numbers, PINs or any other personal identifying information.

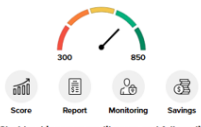
Home Accounts Transfer Bill Pay

Home

☒ Edit Accounts


Accounts

PR CKNG PLUS PERS XXX0117	Current balance	Transfer
	\$22.75	Recent
SAVINGS-consumer XXXX5132	Current balance	Transfer
	\$12.25	Recent
TEST ACCOUNT XXXXX3579	Current balance	Transfer
	\$200.02	Recent
COMMERCIAL FIXED XX3456	Ledger balance	Transfer
	\$0.00	Recent



Score Report Monitoring Savings

Start tracking your credit score and full credit report!



Interested in a savings account?

Open a new account

Step 2: Open Documents

Click on **Documents**.

PREMIER COMMUNITY BANK
Reimagining Your Future

Home Accounts Transfer Bill Pay

COMMERCIAL FIXED – XX3456 ▾

Details Transfer **Documents** Categorize

Account information

Amount due Dec 31, 2025	Principal balance	Interest rate	Available credit
\$1.00	\$0.00	7.50%	\$10.00

Show details ▾

Transactions

Scheduled Pending Posted

Filter ▾ Print

Date ▾	Description ▾	Amount ▾	Balance
Jul 16, 2025	New Advance	0.00	0.00

Search transactions

Amount

Date Switch to range

Search Clear search

Step 3: Select and View Your eNotice

Use the Document Type dropdown to choose the eNotice you want to view.

PREMIER COMMUNITY BANK
Reimagining Your Future

Home Accounts Transfer Bill Pay

COMMERCIAL FIXED – XX3456 ▾

Details Transfer **Documents** Categorize

Documents

Document Search

Account: XX3456 ▾

Document Type: ▾

Date Range: 10/22/2022 To 10/22/2022

Sub

- EOY 1098
- EOY 1098
- EOY 1098 LOAN NOTICES
- EOY 1098-C
- LAS ADVANCE NOTICES
- LAS BILLING STATEMENTS
- LAS LINE TICKLER STATEMENTS
- LAS MATURITY NOTICES
- LAS NOTE STATEMENTS
- LAS NOTE TICKLER STATEMENTS
- LAS PAST DUE NOTICES
- LAS PAYMENT NOTICES
- LAS RECEIPT NOTICES